



Bathing establishment Fact Sheet

| | |
|----------------|---|
| Bathhouse name | STEFANELLA |
| Address | VIA IV NOVEMBRE, 10 |
| City | CINQUALE MONTIGNOSO (MS) |
| Contacts | +39 338 6732097 |
| Website | http://www.bagnostefanella.it/index.php/chi-siamo |

TESTED BY: [Handy Social Promotion Association Surpassable](#) in summer 2023

Please note The following information refers to the verification date shown at the bottom of each card. **The Association** is not responsible for any significant changes made by the property after the visit.

Summary

| | |
|--|---|
| Bathing establishment Fact Sheet | 1 |
| Arrival at the facility | 2 |
| Private/public parking..... | 2 |
| Pathway from the parking lot to the main entrance | 2 |
| Reception..... | 3 |
| Bar/restaurant | 4 |
| Internal pathways and common services | 5 |
| Internal pathways..... | 5 |
| Toilet and shower accessible to guests with reduced mobility | 5 |
| Changing room | 7 |
| Beach..... | 7 |
| Children's play area | 8 |
| Swimming pool | 9 |
| Doctors' Offices/Healthcare Facilities | 9 |



Project carried out with the contribution of the





Arrival at the facility

Private/public parking

| | |
|--|---|
| Presence of private parking | YES |
| Type of private car park | gravel |
| Presence of parking space reserved for people with disabilities | YES on request |
| Public parking nearby | YES with n. 1/2 places reserved for the disabled at approx. 50/100 meters |
| Type of public car park | asphalt |
|  |  |

Pathway from the parking lot to the main entrance

| | |
|---|--|
| Pathway from the car park to the entrance | From the public car park via connecting ramps from the road surface to the pavement to the entrance through two ramps: the first 5 cm long >90 cm wide with a 16 % slope, the second 80 cm long >90 cm wide with a 15 % slope. From the private car park, the establishment can be |
|---|--|





| | |
|--|---|
| | accessed through slight differences in height |
| There are markers and tactile maps | NO |
| Usable door/entrance width | more than 90 cm |
|  |  |

Reception

| | |
|--|---|
| Umbrella booking system | <input type="checkbox"/> Via web <input checked="" type="checkbox"/> By phone <input checked="" type="checkbox"/> On-site |
| Presence of multilingual staff | YES |
| Presence of plant plan with key to services available | NO |
| Presence of visuo-tactile map | NO |
| Bulletin board/information panels at an average height of 130 cm in a well-lit area and font size at least 14 dpi with a contrast ratio greater than 4.5:1 | NO |





| | |
|---|----|
| The staff attended training courses on welcoming people with different disabilities | NO |
|---|----|

Bar/restaurant

| Type of venue | Bar/restaurant |
|--|--|
| Access to the premises | on the flat. To access the bar counter you need to overcome 2 steps |
| Usable door/entrance width | more than 90 cm |
| Bar counter | more than 100 cm |
| Types of tables | Crossover and legged |
| Space underneath the tables from the floor | more than 65 cm |
| Multilingual menu | NO |
| Menus with large print fonts | NO |
| Braille menu | NO |
| Table service for people with disabilities | YES |
| Availability of gluten-free food | <input checked="" type="checkbox"/> bread <input checked="" type="checkbox"/> pasta <input type="checkbox"/> biscuits <input checked="" type="checkbox"/> ice cream <input type="checkbox"/> Pre-packaged foods |





Internal pathways and common services

Internal pathways

| | |
|--|---------------------|
| Indicate whether the pathways connecting the entrance to the beach are flat or with ramps in addition to those already described | Obstacle-free paths |
|--|---------------------|

Toilet and shower accessible to guests with reduced mobility

| | |
|--|--|
| Number of toilets accessible/usable by guests with reduced mobility | 1 |
| Access to the premises | with a 10 cm step that can be overcome with a removable ramp |
| Usable width of the entrance door | 74 cm |
| Toilet height | 50 cm |
| Open front toilet seat | NO |






| | |
|---|--|
| Support handles | on both sides |
| Flexible hand shower at the side of the toilet | NO |
| Free space on the sides of the toilet | left 17 cm right more than 90 cm frontal 70 cm |
| Electric doorbell/phone | YES |
| Washbasin with space underneath for wheelchair | 70 cm |
| Height from the ground on the bottom edge of the mirror | Not present |
| Baby changing table | NO |
|  |  |
|  |  |





| | |
|--|----------------------------|
| Accessible shower available for guests with reduced mobility | Yes outdoor without canopy |
| Access to the shower room if separated from the toilet room | Flat |
| Useful width of the door/entrance gate if separated from the toilet room | more than 90 cm |
| Shower type | open-type |
| Floor-level shower | YES |
| Shower chair | missing |
| Grab bar | missing |
| Presence of shower head or ups and downs | fixed shower head |
| Electric doorbell/phone | NO |
|  | Outdoor showers |



Changing room

| | |
|---|----|
| Accessible changing room available for guests with reduced mobility | NO |
|---|----|

Beach





| | |
|--|---|
| Type of beach | sand |
| Access to the beach | Flat |
| Walkway to reach the umbrellas | YES |
| Type of walkway | cement |
| Walkway width | 100 cm |
|  |  |
| Removable Platform between the walkway and the umbrella station to facilitate the passage and parking wheelchair | YES |
| Amphibious beach chair available for helping people with reduced mobility to enjoy swimming (owned by the establishment or by association) | YES |

Children's play area

| | |
|--|--|
| Children's play area | Accessible to children with reduced mobility |
| There are games for children with reduced mobility | NO |





Children's play area

Swimming pool

| | |
|----------------------------------|----|
| The property has a swimming pool | NO |
|----------------------------------|----|

Doctors' Offices/Healthcare Facilities

| | |
|-----------------------------|--|
| Hospitals near the facility | NOA NUOVO OSPEDALE APUANE Via Enrico Mattei, 2, 54100 Marina di Massa MS tel.: +39 0585 4931 |
| Other Healthcare Facilities | Località Partaccia via delle Pinete 197/b Marina di Massa Tel.: +39 335 8001617 |

TESTED BY: **Handy Superabile Social Promotion Association in summer 2023**

